

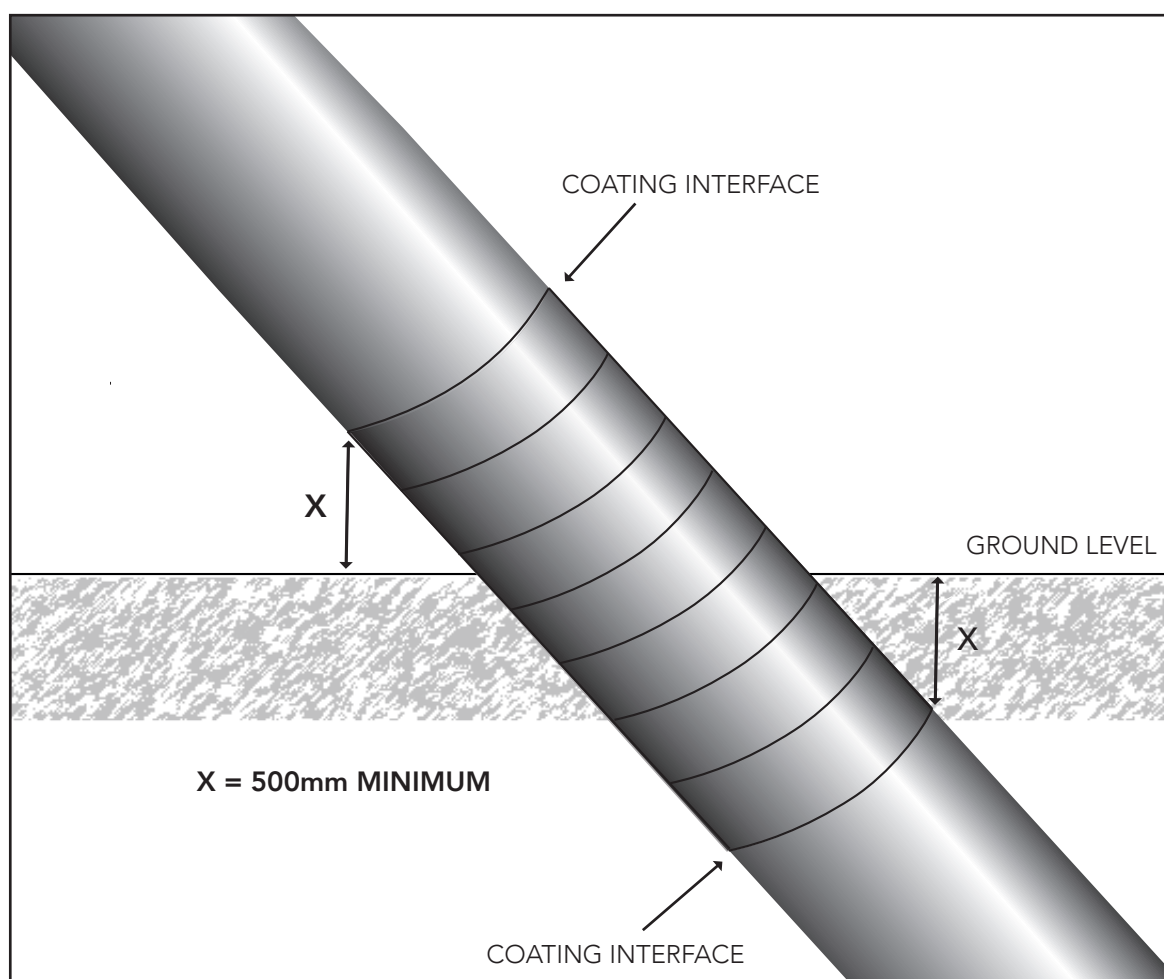
FOR TEMPERATURE CONDITIONS UP TO 60°C

## INSTRUCTIONS FOR USE

The following 'Instructions For Use' outlines the correct application for Soil Air Interface pipework in elevated temperature conditions.

### COMPONENTS IN SEQUENCE OF APPLICATION

1. Premcote<sup>TM</sup> Primer
2. Premcote 150R<sup>TM</sup> Tropical Tape or Premcote 1000R<sup>TM</sup> Tropical Tape
3. Premier Ultraseal RT<sup>TM</sup> Tape
4. Premier<sup>TM</sup> Acrylic Topcoat



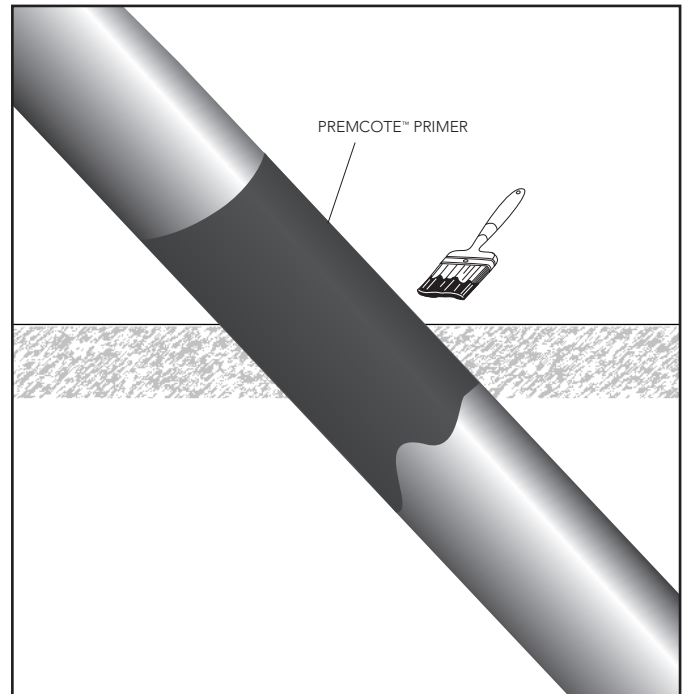
### APPLICATION - SURFACE PREPARATION

Surfaces must be clean and dry. Remove all loose rust, scale and flake coatings by power tool or wire brushing. The minimum surface preparation for Premcote<sup>TM</sup> Tape application is St3.

FOR TEMPERATURE CONDITIONS UP TO 60°C

**PREMCOTE BITUMEN PRIMER APPLICATION**

Brush apply one coat of Premcote<sup>TM</sup> Primer over the entire area to be wrapped. Allow to dry for 20 minutes or until touch dry.

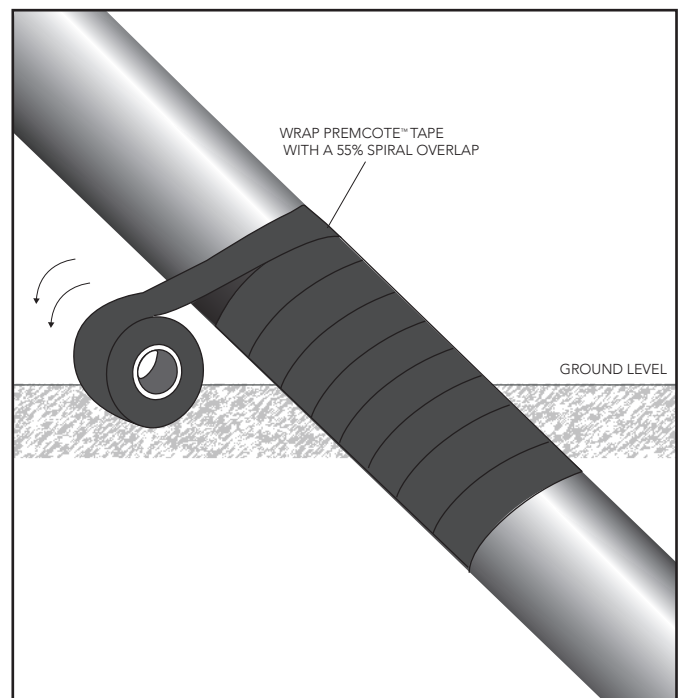
**PREMCOTE BITUMEN TAPE APPLICATION**

Select as wide a width of Premcote<sup>TM</sup> Tape as practical, e.g. 100mm wide for 100mm diameter pipe.

Peel back about 0.5m of interleaving and apply the adhesive side of the tape firmly to the pipe. Unroll the tape about 0.5m, peel back the interleaving and wrap the tape spirally ensuring correct alignment. Maintain sufficient tension to ensure that the tape conforms to the surface without gaps.

Repeat this, overlapping each turn by 55% to give double thickness. Start new roll by overlapping the ends by one tape width.

Note: Where longitudinal welds are included in the area to be wrapped, apply a 100mm wide strip of the tape longitudinally over the weld and press into the contours before wrapping.



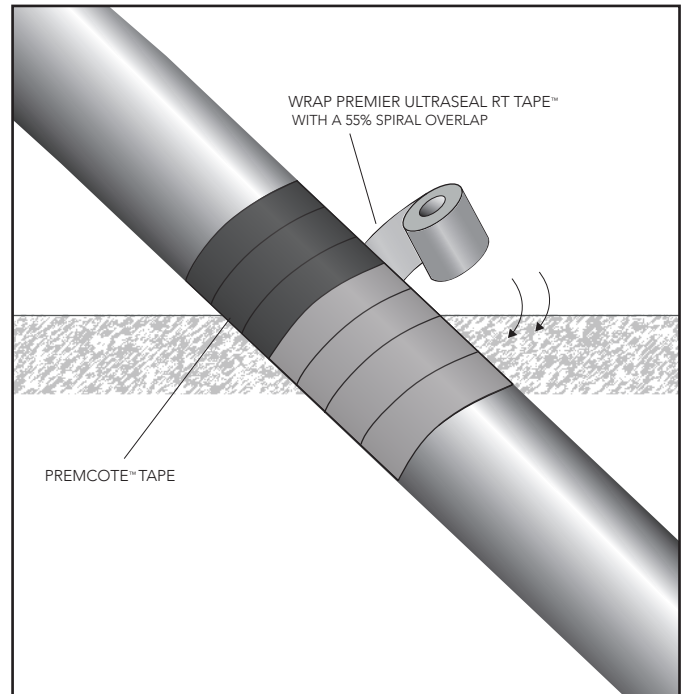
FOR TEMPERATURE CONDITIONS UP TO 60°C

**PREMIER ULTRASEAL RT TAPE APPLICATION**

Peel back about 0.5m of interleaving and apply the adhesive side of the Premier Ultraseal RT<sup>TM</sup> Tape firmly to the pipe.

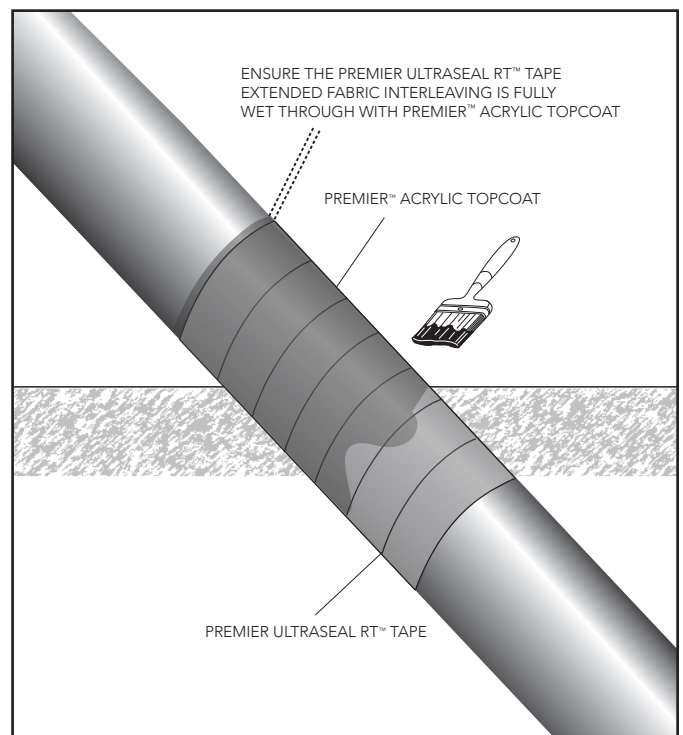
Ensure correct alignment and overlap each turn by a minimum of 55%. Do not overstretch the tape but apply sufficient tension to ensure the tape conforms to the pipe surface.

Start a new roll by overlapping the end of the applied roll by the same length as the tape width.

**PREMIER TOPCOAT APPLICATION**

The Premier Ultraseal RT<sup>TM</sup> Tape is overcoated with two coats of the Premier<sup>TM</sup> Acrylic Topcoat by means of a brush or roller.

Allow the first coat to dry before the application of the second coat. Ensure the Ultraseal RT<sup>TM</sup> Tape extended fabric interleaving is fully wet through with the Premier<sup>TM</sup> Acrylic Topcoat. Apply the two coats thick at the coverage of 3m<sup>2</sup> per litre.



FOR TEMPERATURE CONDITIONS UP TO 60°C

## INSTRUCTIONS FOR USE

### STORAGE:

Store correct way up in original packaging. Store away from direct heat and open flames.

### TRANSPORT:

No special precautions necessary.

### HANDLING:

- Avoid contact of the compound with face, arms, etc.
- Wash thoroughly after use and before work breaks to remove compound from the skin.
- Careful attention should be given to personal hygiene.
- Change and clean soiled clothing

### ACTION IN CASE OF...

**FIRE:** Extinguish with dry powder, carbon dioxide or chemical foam. Air breathing equipment may be necessary in large fires.

**SKIN CONTACT:** Wash with warm water and mild soap.

### DISPOSAL:

Please do not discard waste material, including packaging, in the surrounding environment. Follow all relevant legislation for disposal.

**IMPORTANT:** Premier Coatings Ltd pursue a policy to develop and continually improve all of our products and therefore information given in this data sheet is intended as a general guide and does not constitute a warranty or specification. However, our sales personnel are committed to assisting the user in establishing the suitability of the product for its intended purpose and additional specific information is available on request. These Instructions may not cover all circumstances and must be read in conjunction with the project specifications. For further advice contact Premier Coatings Ltd.



### PREMIER COATINGS LTD

Headcorn Road, Smarden, Ashford, Kent TN27 8PJ, United Kingdom

TEL: +44 (0) 1233 770663 • EMAIL: [enquiries@premiercoatings.com](mailto:enquiries@premiercoatings.com)

WEB: [www.premiercoatings.com](http://www.premiercoatings.com)

A MEMBER OF WINN & COALES INTERNATIONAL

